

Modular Super-Flake Ice Machine up to 2500 Kg

Other models in this range:
MF 46 - MF 56 - MF 58 Split
MF 66 - MF 68 Split
MF 88 SPLIT



Features

- Modular Superflake ice machine, production up to 2500 kg in 24 hours
- Semi-hermetic compressor
- Choice of air, water or remote air-cooled condensers
- Stainless steel auger and freezing cylinder (evaporator)
- Equipped with an electromechanical control board
- Ice breaker made in specially strengthened alloy, allowing for greater extrusion pressure to deliver a dryer quality of ice (85% dry)
- Long-lasting stainless steel ball-bearings
- Double protection (electronic rotation sensor and drive coupling) on gear motor and gear reducer
- Low-water sensor protection on refrigeration and gear motor system
- Ice level thermostat for machine shut down
- Stainless steel side panels in scotch-brite finish, rounded corners for enhanced ease of cleaning and aesthetics
- Side panels are removable on all four sides to ease maintenance and after-sales service operations
- ABS plastic top cover
- Reduced height to ease installation
- CFC Free R-404A Refrigerant

Optional Features (special order):


- UV lamp for bacterial control
- Anti-scale, anti-algae water filtration system
- KICMAREXT0001 ice chute extension 90cm
- KICMARDOUBL02 double ice chute 65cm
- Infrared ice sensor
- ON/OFF/24h manual switch
- KITTIMERSET01 weekly timer



ABS plastic cover



Standard Ice Shut included



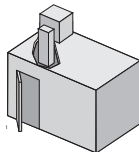
MF 86 ASR Remote Condenser



KICMAREXT Extension



MF 86+UBH2250
(sold separately)



MF 86+B3200
(sold separately)



MF 86+B4600
(sold separately)



MF 86+ITS2250
(sold separately)



MF 86+ITS2250/ITS3250
(sold separately)

MF 86 Technologies



	+C° -C°	10°: 10°C [kg] [lbs]	21°: 15°C [kg] [lbs]		[WxDxH mm] 1080x780x1255
MF 86 AS		2500 5512	2250 4960		[WxDxH inches] 42 1/2 x 30 1 1/16 x 49 6/16
MF 86 WS		2500 5512	2250 4960		
MF 86 ASR	Remote Air	2400 5291	2250 4960		
				[v/Hz/ph] 400/50/3N Version AS aircooled also available in 230/60/3	R 404A

This product qualifies for the following listings:



Super-flake ice, extruded just below 0° Celsius, retains only 15-18% of residual water, making it relatively dry and compact.

Residual water content 15%

2 Years Warranty

Subject to certain limitations and exclusions

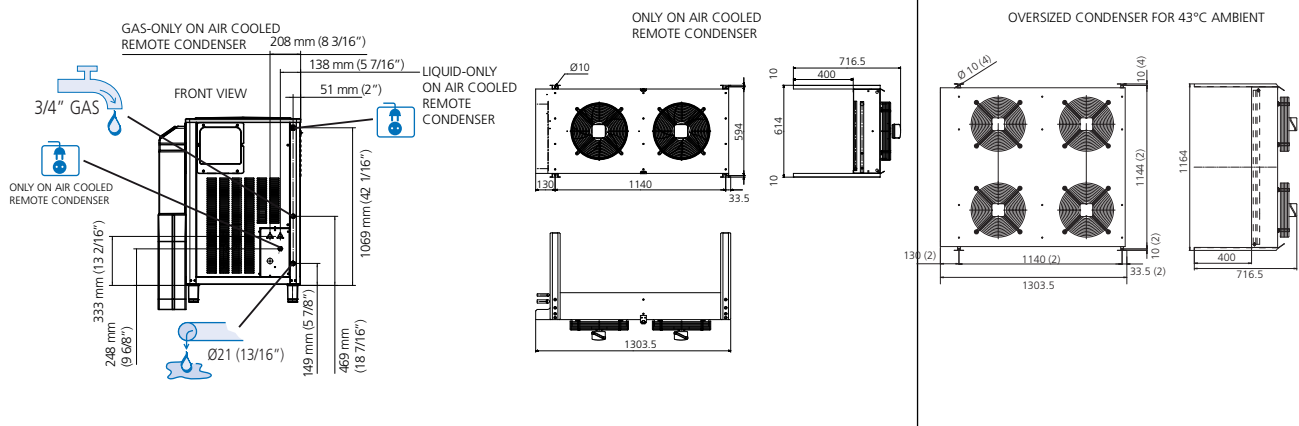
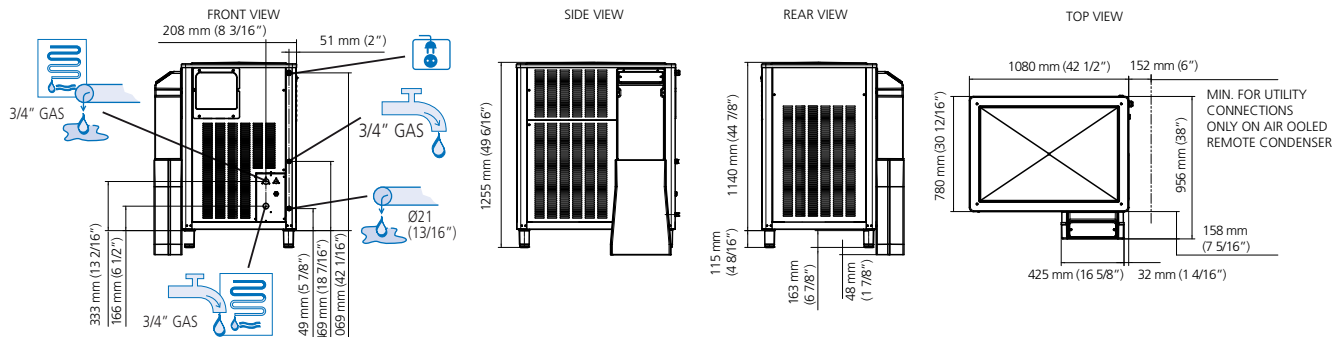
Certified ISO 9001:2000

www.scotsman-ice.it
www.scotsman-ice.com

Models and specifications are subject to change without notice.

Other models in this range:
 MF 46 - MF 56 - MF 58 Split
 MF 66 - MF 68 Split
 MF 88 SPLIT

Modular Super-Flake Ice Machine up to 2500 Kg



MF 86 AIR COOLED

MF 86 WATER COOLED

°C °F	°C		°F		kg	lbs
	50°	60°	70°	90°		
10°	2500	2330	2160	1820	kg	
50°	5512	5137	4762	4012	lbs	
21°	2400	2250	2100	1800	kg	
70°	5291	4960	4630	3968	lbs	
32°	2050	1950	1850	1650	kg	
90°	4519	4299	4078	3638	lbs	
38°	1780	1710	1640	1500	kg	
100	3924	3770	3616	3307	lbs	

°C °F	°C		°F		kg	lbs
	10°	50°	60°	70°		
10°	2500	2250	2050	1580	kg	
50°	5512	4960	4519	3483	lbs	



(in 400/50/3 specs)

Minimum	Maximum
10°C (50°F)	40°C (104°F)
5°C (41°F)	35°C (95°F)
-10%	+10%
1 BAR 14 psi	5 BAR 70 psi

	+C° -C°	[Btu/h] [W]	[Ømm²]	[W]	FUSE	100 Kg [kWh - 100 Kg]	32°C 90°F 21°C 70°F	[l/h] [gal/h]	[kg] [lbs]	[kg] [lbs]
MF 86 AS	✂	34120 10000	5x2.5	6250	25 A	7,4		79 21	390 859	411 904
MF 86 WS	💧	34120 10000	5x2.5	6250	25 A	7,4		1750 462	371 816	392 862
MF 86 ASR	Remote Air	34120 10000	5x2.5	6250	25 A	7,4		79 21	350 770	371 816