

## Self Contained Ice Machine up to 50 Kg



### Features

- Produces individual Gourmet crystal clear supercubes
- Up to 50 kg (110 lbs) daily ice cubes production
- Up to 23 kg (50 lbs) ice storage capacity
- Resistant stainless steel exterior
- Simple and reliable electromechanic controls
- Front panel in & out airflow (air-cooled model only) for built-in installation
- Front access condenser air filter, removable and washable (air cooled version only)
- Easily accessible front panel mount ON-OFF Switch
- Routine Maintenance visible alarm light on front panel
- Ergonomically designed ice-storage access, with disappearing door
- Door-closing movement dampening system
- Vapor-based microbial control system pouch in ice-storage area
- Water system protected by patented anti-scale system
- PWD System for remote water drain (easy -fit installation)
- AgION antimicrobial agent embedded in moulded plastics parts
- CFC-free R-134a Refrigerant
- 3 years manufacturer warranty

Routine Maintenance Alarm



Front ON-OFF Switch  
Storage bin antibacterial pouch & holder



Spray bar quick disconnect




Proximity condenser air filter



Patented anti-Scale system



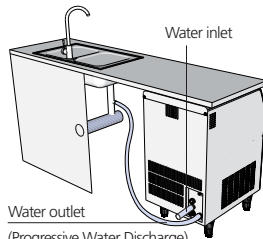
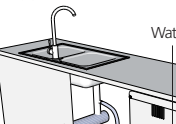
Easy bin access



Available as optional KITLEGSEXT000



Hygienic scoop holder



Water outlet  
(Progressive Water Discharge)



WATER DISCHARGE up to 15 mt away and 1.7 mt high with PWD

### EC 106 Technologies



Model	Compressor	10°: 10°C			21°: 15°C			Ice Storage Capacity [kg] [lbs]	Ice Production [kg] [lbs]	Ice Storage Capacity [kg] [lbs]	Ice Production [kg] [lbs]	Dimensions [WxDxH mm]
		[kg]	[lbs]	N°	[kg]	[lbs]	N°					
ECM 106 AS	+	50	110	2500	46	101	2300	23	50	1150	530x600x850/970	
ECM 106 WS	-	50	110	2500	46	101	2300	23	50	1150	[WxDxH inches] 20"x23"x33"/38"	
ECL 106 AS	-	50	110	1280	46	101	1180	23	50	590		

\*Estimate number of small, medium or large size gourmet cubes.  
Standard legs 120 mm high included.



[v/Hz/ph]  
230/50/1



R 134a

Medium Gourmet  
20 g



Ø 29 x H 34 mm

Large Gourmet  
39 g



Ø 38 x H 41 mm

This product qualifies for the following listings:



**3** Years Warranty

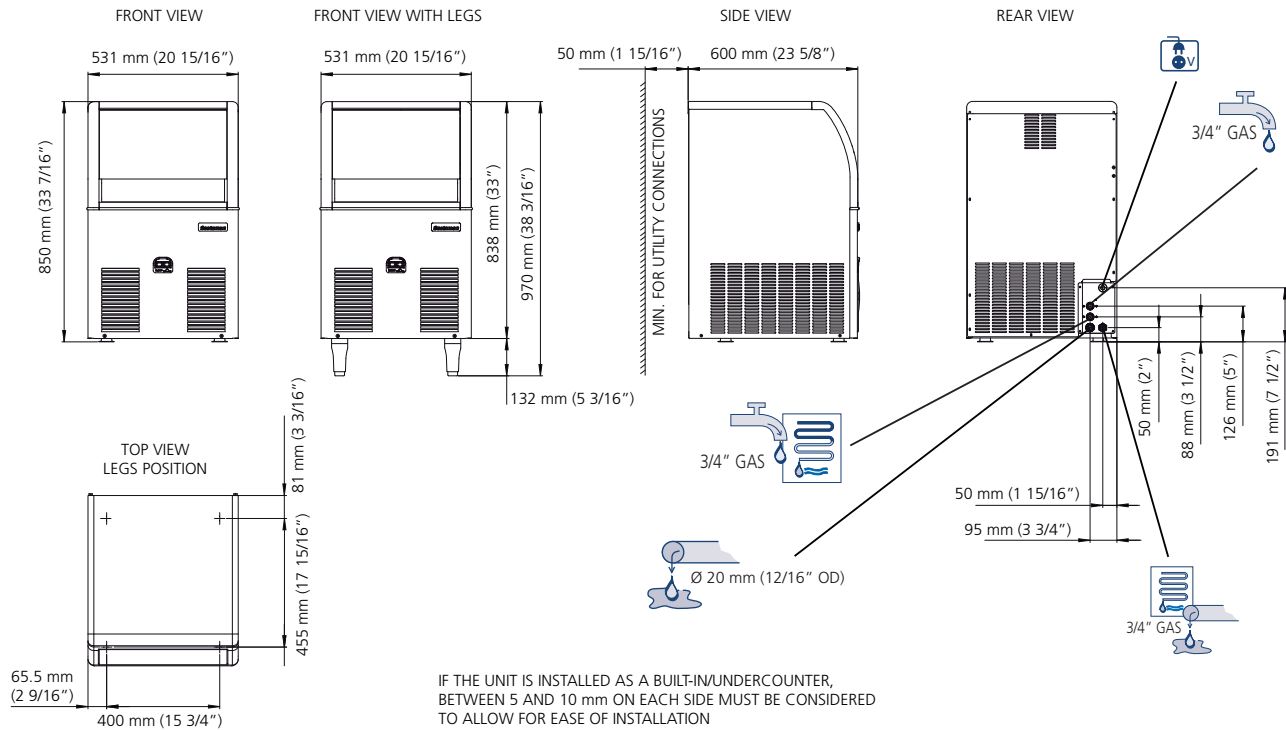
Subject to certain limitations and exclusions

Certified ISO 9001:2000

[www.scotsman-ice.it](http://www.scotsman-ice.it)  
[www.scotsman-ice.com](http://www.scotsman-ice.com)  
[www.scotsman-ice-on-tablet.com](http://www.scotsman-ice-on-tablet.com)

Models and specifications are subject to change without notice.

## Self Contained Ice Machine up to 50 Kg



### EC 106 AIR COOLED

°C / °F	50° / 10°		60° / 15°		70° / 21°		90° / 32°	
	10°	50	48.5	47	44	kg		
50°	110	107	103.5	97	lbs			
21°	47.5	46	44.5	41.5	kg			
70°	105	101	98	91.5	lbs			
32°	41	39.5	38	35	kg			
90°	90.5	87	84	77	lbs			
38°	38	36.5	35	32	kg			
100	84	80.5	77	70.5	lbs			

### EC 106 WATER COOLED

°C / °F	50° / 10°		60° / 15°		70° / 21°		90° / 32°	
	10°	50	48.5	47	44	kg		
50°	110	107	103.5	97	lbs			
21°	47.5	46	44.5	41.5	kg			
70°	105	101	98	91.5	lbs			
32°	44	42.5	41	38	kg			
90°	97	93.5	90.5	84	lbs			
38°	43	41.5	40	37	kg			
100	95	91.5	88	81.5	lbs			

Minimum		Maximum	
10°C (50°F)		40°C (104°F)	
5°C (41°F)		35°C (95°F)	
-10%		+10%	
1 BAR 14 psi		5 BAR 70 psi	

Model	Cooling Type	Capacity [Btu/h] [W]	Ice Size [Ømm <sup>2</sup> ]	Power [W]	FUSE	Energy [kWh] - 100 Kg	Water [l/h]	Ice [kg/h]	Weight [kg] [lbs]	Dimensions [kg] [lbs]
ECM 106 AS	Air Cooled	4100 1200	1,5	550	10	25.8	5.5	1.5	49 108	56 123
ECM106 WS	Water Cooled	4100 1200	1,5	550	10	22.7	51.5	13.5	49 108	56 123
ECL 106 AS	Air Cooled	4100 1200	1,5	550	10	26.7	4.2	1.1	49 108	56 123